

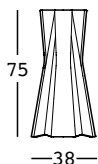
# frozen dining table structure

design Matteo Ragni +  
Maurizio Prina




## STRUTTURA/STRUCTURE

PE - Polietilene/Polyethylene  
colore base/basic colour



6311



## GROSS WEIGHT:

kg 6,1

## ACCESSORIES:

**A4461**

Sistema di fissaggio a  
terra/Fixing kit system

**A4601**

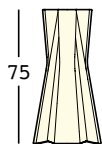
Kit sabbia essiccata/  
Dried sand kit

# frozen dining table structure light

design Matteo Ragni +  
Maurizio Prina



## STRUTTURA/STRUCTURE



—38—

## GROSS WEIGHT:

kg 6

## DETAILS:

*Necessita di 1 Kit Luce/  
Needs 1 Light Kit*

**PE** - Polietilene/Polyethylene  
**colore base/basic colour**

8311



98

## KIT LUCE/LIGHT KIT

**A4744** Kit LED RGB a batteria per interni-esterni bluetooth/  
*Bluetooth RGB LED light kit with battery indoor-outdoor*

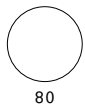
# frozen dining table structure top

## PIANO/TOP




## HPL colore base/basic colour




## DIMENSIONS:

## GROSS WEIGHT:






80




**A4931**    Cm 79x1 h Kg 11

**A4932**    Cm 79x1 h Kg 11




80

**A4933**    Cm 79x79x1 h Kg 12,5

**A4934**    Cm 79x79x1 h Kg 12,5

## TESTS (ART. 6311)

Declaration of conformity issued by 

Conforms to the requirements of resistance, durability and safety, 2<sup>nd</sup> level EN 15372:2016

Tests carried out as per:  
EN 15372:2016, clause 6  
EN 15372:2016, clause 5.1 - 5.2  
EN 1730:2012, clause 6.2  
EN 1730:2012, clause 6.3  
EN 1730:2012, clause 6.4.2  
EN 1730:2012, clause 6.5  
EN 1730:2012, clause 6.6  
EN 1730:2012, clause 7.2

**Attention** to ensure stability under a vertical pressure, the part must be stabilized according to point 7.2 of EN 1730:2012.

To do this, inert material (es. dried sand) must be poured into the hole at the bottom of the base. The amount of the material will vary according to the article:

art. A4931/A4932 80 cm - kg 21  
art. A4933/A4934 80x80 cm - kg 30

Finally, close the hole by screwing the threaded cap back on.